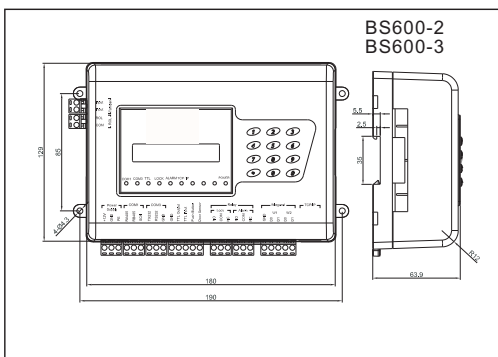




### Features

- ◆ Control 2 and 4 door independently
- ◆ Storage Capacity up to 20,000 cards and 20,000 transactions
- ◆ Standalone Operation or Communicate with PC via RS-232, RS-485 or TCP/IP (via TCP/IP converter)
- ◆ Running on 16 bit CPU
- ◆ Support "Toggle Mode", mainly use for controlling on/off of large-scale electrical equipment
- ◆ Support Anti-passback
- ◆ Support Anti-tailgating
- ◆ Support Arm/Disarm function
- ◆ Support Door interlock function
- ◆ Connect maximum 8 wiegand readers or 485 readers simultaneously
- ◆ Programmable Time zone / Pin Access Control
- ◆ Support external serial port printer
- ◆ Able to output alarm to 3<sup>rd</sup> party device via RS-485
- ◆ Support any 3<sup>rd</sup> party external Wiegand Reader or Keypad Reader
- ◆ Recoverable up to the latest 20,000 transaction if back end system failure
- ◆ Control each door auto release function
- ◆ Able to work with other BS series controller within the same network
- ◆ CE Certified

### Dimension (Unit: mm)



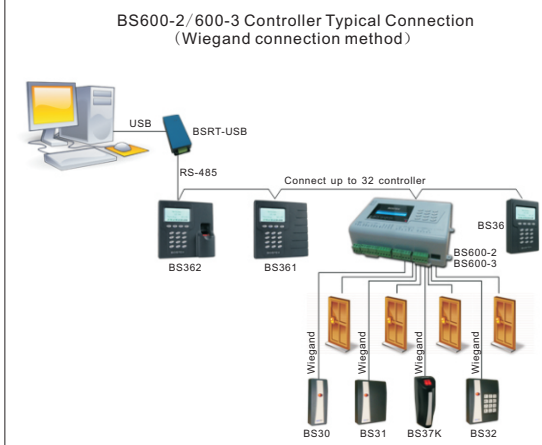
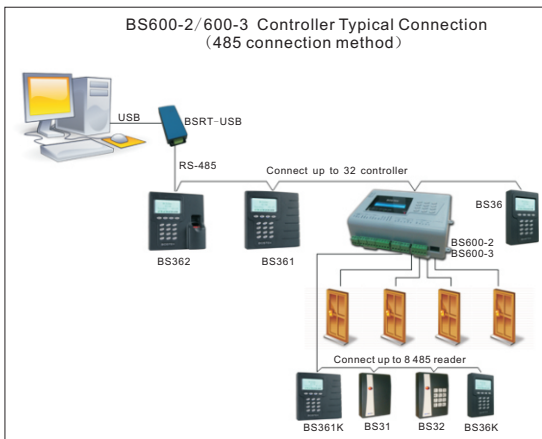
### Functional List

Function	Description
Card Open Door	Present card to external wiegand or 485 reader
Card+PIN Open Door	(1) Connect with BS32, BS36K and BS361K keypad reader via wiegand or RS-485 connector
Security PIN Open Door	(2) Open door either by enter Security PIN or Card ID
Card ID Open Door	(3) Open Door by Card + Pin: 4 digits PIN; By Security PIN: 8 digits PIN
Fingerprint Open Door	Connect to BS fingerprint reader via wiegand connector. Access Mode can be set to: Card + Fingerprint, ID + Fingerprint, Fingerprint + PIN, Card + Fingerprint + PIN, ID + Fingerprint + PIN, Card Only, Card + PIN, PIN only, ID only etc.
Connect External Wiegand Reader	Support any 26/ 34 bit wiegand card reader and free wiegand card reader
Free Wiegand Setting	Yes. Able to configure card battery low-voltage alarm when using long range reader
Connect External Keypad Reader	(1) HID wiegand keypad reader (2) BS range readers inclusive BS32, BS36K and BS361K keypad reader
Connect External BS Fingerprint Reader	Yes, via wiegand port
Connection to PC	Via RS232, RS485 or TCP/IP (require TCP/IP converter)
Exit by Push Button	Yes
Door Force Open Alarm	Yes
Door Held Open Alarm	1-255 seconds. Factory default is 5 seconds. Alarm output can be disable
Add/Delete Card in standalone mode	Yes
Multi-card Verification	Yes, up to 8 cards
Keypad Open Door	Through controller keypad.
Wrong PIN Control	By flow control. Able to setup PIN enter incorrectly to lockout controller or reader
Same Card Delay	0-255 seconds. Factory default is 0 second.
Time Zone Control	32 set of time zone
Holiday Control	Yes
Lost/Inhabit Card	Yes
Card Start and Expiry Date Validation	Yes
Door Auto Unlock by Timezone	Yes
Dynamic Storage Adjustment	Yes
Connect External Printer	Yes
Alarm and Event Output	Via 3 <sup>rd</sup> Serial Port
Anti-passback	Yes (Local or Global). Able to reset manually or by time
Anti Tailgating	Yes
Time Error Correction	Yes
Card Number Output Byte	1-4 bytes. Default is 4 bytes
Card Number Display Format	HEX, DEC, ABA, User Code. Default is DEC
Communication Monitoring	Yes
PIN Control	Able to setup Exit without PIN Control. Factory default is Yes.
Timezone Control	Able to set to Exit without Timezone Control. Factory default is Yes.
Tamper Alarm	Build-in tamper switch. If device is opened, controller will send an alarm record to back end PC.
Door Left Open Restore transaction	Yes

### ▶ Functional List

Function	Description
485 Comm Terminating Resistor	Via jumper setting
Auto Monitoring	Yes (Auto DI)
Auto Control	Yes (Auto DO)
Flow Control	Yes
485 Reader ID	Able to modify 485 Reader ID via controller
Reader & Controller Relation	Able to modify
Door Sensor Alarm Channel	Able to modify
Cancel TTL changes follow door sensor	Yes
Door Interlock	Able to setup 2 or more interlocking door

### ▶ Connection Diagram



### ▶ Technical Specification

Parameter	BS600-3	BS600-2
CPU	16 bits, 8MHz	
RAM	512K Bytes	
Flash	256K Bytes	
Number of Door	4	2
Wiegand Reader Connect	8	4
485 Reader Connect	8	4
TTL Alarm Input	8	8
Door Sensor	4	2
Exit Push button	4	2
TTL Alarm Output	8, 5V/300mA	8, 5V/300mA
Alarm Relay Output	1, 12V/1A	1, 12V/1A
Door Relay Output	4, 12V/1A	2, 12V/1A
Tamper Switch	1	1
Card Capacity	20,000	20,000
Record Capacity	20,000	20,000
Serial COM Port	3, 1x485 connect to PC, 1x485 connect to 485 reader, 1x232 connect to serial printer or PC	
Baud Rate	1200~19200 bps. Default is 19200 bps	
Controller ID Setting	001~255. Default is 1	
Data Backup Battery	Rechargeable. Without main power able to save the data for 6 months	
Keypad	3x4, Green Backlight	
LCD	16x2 line, Blue Backlight, English Menu	
Buzzer	1, audible sound able to distinguish valid and invalid card	
Power Supply	9~30VDC, 300mA	
Operating Temperature	-10~50 °C	
Dimension	152 x 106 x 36 mm	
Casing	ABS flame-resistant	
Mounting	Wall mount	

### ▶ Model Selection

Model	Description
BS600-XXX-2	2 door controller, RS485 comm to PC
BS600-XXX-3	4 door controller, RS485 comm to PC